

## Table of contents

1. Overview and background
2. Summary
3. Disruptions across service delivery settings and platforms
5. Disruptions to tracer services
8. Health system bottlenecks and priority needs to support delivery of essential COVID-19 tools
11. Health system and services responsiveness
18. Priority needs and technical assistance requirements from WHO
19. In-depth profiles: Immunization
20. Key informant details

## Overview

This profile presents findings from the WHO national pulse survey on continuity of essential health services during the COVID-19 pandemic.

## Background

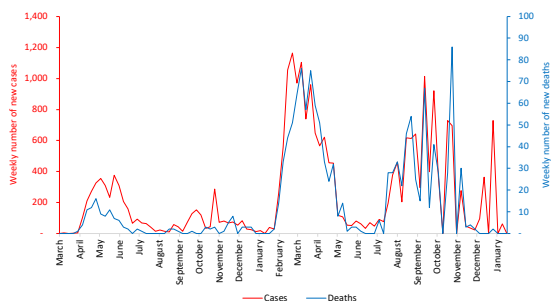
<b>Region</b>	EMR	<b>Income Group</b>	Low income	<b>Life Expectancy (years)</b>	56.5
<b>Population</b>	15,893,222	<b>GDP (USD per capita)</b>	\$309.1	<b>Population 60 and over (%)</b>	4.6%

## Survey participation

Round 1 surveys	Submission Date	Round 3 survey sections	Submission Date
Essential Health Services	Did not participate	Continuity of essential health services module	15-Dec-21
Noncommunicable diseases	Did not participate	Sexual, reproductive, maternal, newborn, child and adolescent health	8-Dec-21
Mental, neurological, and substance use disorders	6-Jul-20	Nutrition	16-Dec-21
		Immunization	8-Dec-21
		Human immunodeficiency virus and hepatitis	16-Dec-21
<b>Round 2 survey sections</b>			
Health system functions	16-Mar-21	Tuberculosis	16-Dec-21
Reproductive, maternal, newborn, child and adolescent health and nutrition	16-Mar-21	Malaria	7-Dec-21
Immunization	16-Mar-21	Neglected tropical diseases	7-Dec-21
Human immunodeficiency virus and hepatitis	16-Mar-21	Mental health, neurology and substance use disorders	6-Dec-21
Tuberculosis	16-Mar-21	Care for older people	15-Dec-21
Malaria	14-Mar-21		
Neglected tropical diseases	14-Mar-21		
Noncommunicable diseases	16-Mar-21		
Mental, neurological, and substance use disorders	16-Mar-21		

## Transmissibility timeline

Weekly number of new COVID-19 cases and deaths



	Cases	Deaths
Peak	1,163	86
Peak date	2021-02-28	2021-10-31
Latest	0	0
Proportion	0%	0%

## Summary of disruptions

### Somalia

	Round 1 (May-Sept 2020)	Round 2 (Jan-March 2021)	Round 3 (Nov-Dec 2021)	Trend over three rounds
Percentage of essential health services disrupted	33%	13%	56%	
Number of essential health services disrupted	1 out of 3 services	6 out of 46 services	22 out of 39 services	

Regional comparison  
(round 3)

Global comparison  
(round 3)

Average% of services disrupted



Denominator excludes services that were not reported on and services for which Not applicable and Do not know responses were submitted

### Level of service disruption by service group

































	Round 1 (May-Sept 2020)	Round 2 (Jan-March 2021)	Round 3 (Nov-Dec 2021)
Primary care	Not applicable	No services disrupted	Some services disrupted
Emergency, critical, and operative care	Not applicable	No services disrupted	Some services disrupted
Rehabilitative and palliative services	Not applicable	Not applicable	No services disrupted
Community care	Not included in round 1	Not included in round 2	All services disrupted
Hospital inpatient services	Not included in round 1	Not included in round 2	All services disrupted
Appointments with specialists	Not included in round 1	Not included in round 2	All services disrupted
Sexual, reproductive, maternal, newborn, child and adolescent health	Not applicable	All services disrupted	All services disrupted
Nutrition	Not applicable	All services disrupted	All services disrupted
Immunization	Not applicable	Some services disrupted	All services disrupted
Communicable disease	Not applicable	No services disrupted	No services disrupted
Neglected Tropical Diseases	Not applicable	No services disrupted	No services disrupted
Cancer services	Not applicable	No services disrupted	Not applicable
Mental, neurological, and substance use (MNS) disorders	Some services disrupted	No services disrupted	All services disrupted
Care for older people	Not included in round 1	Not included in round 2	Not applicable

## Disruptions across service delivery settings and platforms

	Round 1 (May-Sept 2020)	Round 2 (Jan-March 2021)	Round 3 (Nov-Dec 2021)		Regional comparison	Global comparison
<b>Primary care</b>	Not included in round 1	No services disrupted	Some services disrupted	Level of disruption May-Oct 2021 compared to Q1 2021		
					% of countries	
Routine scheduled visits	Not included in round 1	Less than 5% (including 0%)	5-25%	Still disrupted, better than Jan-March 2021	50%	57%
Visits for undifferentiated symptoms	Not included in round 1	Less than 5% (including 0%)	5-25%	Still disrupted, better than Jan-March 2021	57%	58%
Prescription renewals for chronic medications	Not included in round 1	Less than 5% (including 0%)	Less than 5% (including 0%)	Still disrupted, better than Jan-March 2021	29%	43%
<b>Emergency, critical and operative care</b>	Not applicable	No services disrupted	Some services disrupted	Level of disruption May-Oct 2021 compared to Q1 2021		
					% of countries	
Ambulance services at the scene	Not included in round 1	Do not know	5-25%	Still disrupted, better than Jan-March 2021	29%	36%
24-hour emergency room/unit services	No response	Less than 5% (including 0%)	5-25%	Still disrupted, better than Jan-March 2021	29%	32%
Elective surgeries	Not included in round 1	Less than 5% (including 0%)	Less than 5% (including 0%)	Still disrupted, better than Jan-March 2021	33%	59%
Emergency surgeries	No response	Less than 5% (including 0%)	Less than 5% (including 0%)	Still disrupted, better than Jan-March 2021	0%	23%
<b>Trends in the backlogs in the previous 6 months:</b>					% of countries	
					Regional comparison	Global comparison
Elective surgeries and procedures	Not included in round 1	Do not know	Not applicable		67%	40%
Appointments with specialists (outpatient)	Not included in round 1	Not included in round 2	Do not know		100%	49%
Screening, diagnosis and treatment of cancers	Not included in round 1	Not included in round 2	Not applicable		50%	40%
Screening, diagnosis and treatment of NCDs	Not included in round 1	Not included in round 2	Not applicable		17%	44%
Rehabilitation services	Not included in round 1	Not included in round 2	Not applicable		33%	44%



## Disruptions to tracer services

	Round 1 (May-Sept 2020)	Round 2 (Jan-March 2021)	Round 3 (Nov-Dec 2021)	Level of disruption May-Oct 2021 compared to Q1 2021	% of countries
<b>Sexual, reproductive, maternal, newborn, child and adolescent health</b>					
	Not applicable	All services disrupted	All services disrupted		
Family planning and contraception	No response	5-25%	Do not know	No response	20%  38% 
Safe abortion	Not included in round 1	Not included in round 2	Not applicable	No response	0%  25% 
Post-abortion care services	Not included in round 1	Not included in round 2	Not applicable	No response	0%  21% 
Safe abortion and post-abortion care	Not included in round 1	Do not know	Not included in round 3	Not available	
Fertility care/infertility services	Not included in round 1	Not included in round 2	Not applicable	No response	0%  27% 
Identification and care for intimate partner violence	Not included in round 1	Not included in round 2	Do not know	No response	25%  33% 
Response to sexual violence (post-rape care)	Not included in round 1	Not included in round 2	Do not know	No response	33%  32% 
Intimate partner and sexual violence prevention and response	Not included in round 1	Do not know	Not included in round 3	Not available	
Antenatal care	No response	5-25%	5-25%	Still disrupted, better than Jan-March 2021	29%  34% 
Facility-based births	Not included in round 1	Not included in round 2	26-50%	Still disrupted, better than Jan-March 2021	29%  26% 
Postnatal care for women and newborns	Not included in round 1	Not included in round 2	More than 50%	Do not know	29%  29% 
Neonatal intensive care unit (NICU) services	Not included in round 1	Not included in round 2	26-50%	Do not know	14%  22% 
Sick child services	No response	5-25%	5-25%	Still disrupted, better than Jan-March 2021	29%  32% 
Well-child visits	Not included in round 1	Not included in round 2	26-50%	Do not know	29%  46% 
Adolescent and youth friendly services	Not included in round 1	Not included in round 2	Not applicable	No response	50%  48% 
<b>Nutrition</b>					
	Not applicable	All services disrupted	All services disrupted	Level of disruption May-Oct 2021 compared to Q1 2021	% of countries
Counselling on infant and young-child feeding	Not included in round 1	Not included in round 2	Do not know	No response	33%  55% 
Screening for and/or management of moderate and severe wasting	No response	5-25%	26-50%	Do not know	67%  57% 
Distribution of high dose vitamin A supplementation	Not included in round 1	Not included in round 2	Do not know	No response	0%  48% 

## Disruptions to tracer services (continued)

### Immunization

Routine facility-based immunization services

Routine outreach immunization services

### Communicable diseases

HIV prevention services

HIV testing services

Continuation of established ARV treatment

Initiation of new ARV treatment

Hepatitis B and C diagnosis and treatment

TB case detection and treatment

Malaria diagnosis and treatment

Campaigns for distribution of insecticide treated nets (ITN)

Malaria prevention campaigns: indoor residual spraying (IRS)

Malaria prevention campaigns: seasonal malaria chemoprevention (SMC)

Malaria surveillance

### Neglected Tropical Diseases

Diagnosis, treatment and care for NTDs

Large scale preventive chemotherapy campaigns for NTDs

Community awareness and health education campaigns for NTDs

Support for self-care, rehabilitation and psychosocial services for patients with chronic NTDs

Prescriptions for NTD medicines

Surgical procedures for NTDs

	Round 1 (May-Sept 2020)	Round 2 (Jan-March 2021)	Round 3 (May-Oct 2021)		Regional comparison	Global comparison
<b>Immunization</b>	Not applicable	Some services disrupted	All services disrupted	Level of disruption May-Oct 2021 compared to Q1 2021		% of countries
Routine facility-based immunization services	No response	Less than 5% (including 0%)	5-25%	Still disrupted, better than Jan-March 2021	38%	48%
Routine outreach immunization services	No response	5-25%	26-50%	Still disrupted, better than Jan-March 2021	38%	49%
<b>Communicable diseases</b>	Not applicable	No services disrupted	No services disrupted	Level of disruption May-Oct 2021 compared to Q1 2021		% of countries
HIV prevention services	No response	Less than 5% (including 0%)	Not applicable	No response	60%	48%
HIV testing services	No response	Less than 5% (including 0%)	Less than 5% (including 0%)	Back to pre-pandemic levels	43%	49%
Continuation of established ARV treatment	No response	Less than 5% (including 0%)	Less than 5% (including 0%)	Do not know	0%	20%
Initiation of new ARV treatment	No response	Less than 5% (including 0%)	Less than 5% (including 0%)	Back to pre-pandemic levels	0%	31%
Hepatitis B and C diagnosis and treatment	No response	Do not know	Not applicable	No response	25%	48%
TB case detection and treatment	No response	Less than 5% (including 0%)	Less than 5% (including 0%)	Back to pre-pandemic levels	17%	49%
Malaria diagnosis and treatment	No response	Less than 5% (including 0%)	Less than 5% (including 0%)	Still disrupted, no change from Jan-March 2021	0%	27%
Campaigns for distribution of insecticide treated nets (ITN)	No response	Less than 5% (including 0%)	Less than 5% (including 0%)	Still disrupted, no change from Jan-March 2021	0%	36%
Malaria prevention campaigns: indoor residual spraying (IRS)	No response	Less than 5% (including 0%)	Less than 5% (including 0%)	Still disrupted, no change from Jan-March 2021	0%	23%
Malaria prevention campaigns: seasonal malaria chemoprevention (SMC)	No response	Not applicable	Not applicable	No response	0%	30%
Malaria surveillance	Not included in round 1	Not included in round 2	Less than 5% (including 0%)	Still disrupted, no change from Jan-March 2021	0%	38%
<b>Neglected Tropical Diseases</b>	Not applicable	No services disrupted	No services disrupted	Level of disruption May-Oct 2021 compared to Q1 2021		% of countries
Diagnosis, treatment and care for NTDs	Not included in round 1	Less than 5% (including 0%)	Less than 5% (including 0%)	Still disrupted, no change from Jan-March 2021	40%	48%
Large scale preventive chemotherapy campaigns for NTDs	Not included in round 1	Less than 5% (including 0%)	Less than 5% (including 0%)	Still disrupted, no change from Jan-March 2021	25%	52%
Community awareness and health education campaigns for NTDs	Not included in round 1	Not applicable	Less than 5% (including 0%)	Still disrupted, no change from Jan-March 2021	60%	55%
Support for self-care, rehabilitation and psychosocial services for patients with chronic NTDs	Not included in round 1	Not applicable	Less than 5% (including 0%)	Still disrupted, no change from Jan-March 2021	25%	41%
Prescriptions for NTD medicines	Not included in round 1	Less than 5% (including 0%)	Less than 5% (including 0%)	Still disrupted, no change from Jan-March 2021	40%	32%
Surgical procedures for NTDs	Not included in round 1	Not applicable	Do not know	No response	50%	44%

More than 50%

26 - 50%

5 - 25%

## Disruptions to tracer services (continued)

### Cancer services

	Round 1 (May-Sept 2020)	Round 2 (Jan-March 2021)	Round 3 (Nov-Dec 2021)		Regional comparison	Global comparison
	Not applicable	No services disrupted	Not applicable	Level of disruption May-Oct 2021 compared to Q1 2021		% of countries
Cancer screening	Not included in round 1	Less than 5% (including 0%)	Not applicable	No response	40%	51%
Cancer treatment	No response	Less than 5% (including 0%)	Not applicable	No response	20%	39%

### Mental, neurological, and substance use (MNS) disorders

	Some services disrupted	No services disrupted	All services disrupted		Regional comparison	Global comparison
				Level of disruption May-Oct 2021 compared to Q1 2021		% of countries
Management of emergency of MNS manifestations	Less than 5% (including 0%)	Less than 5% (including 0%)	5-25%	Still disrupted, better than Jan-March 2021	29%	30%
Psychotherapy/counselling/psychosocial interventions for MNS disorders	5-50%	Less than 5% (including 0%)	5-25%	Still disrupted, better than Jan-March 2021	57%	48%
Availability of psychotropic medicines for management of MNS disorders	No response	Less than 5% (including 0%)	5-25%	Do not know	31%	37%
Services for children and adolescents with mental health conditions or disabilities	Less than 5% (including 0%)	Less than 5% (including 0%)	Do not know	No response	33%	39%
Services for older adults with mental health conditions or disabilities, including dementia	No response	Less than 5% (including 0%)	5-25%	Still disrupted, better than Jan-March 2021	43%	44%
Neuroimaging and neurophysiology	Not included in round 1	Less than 5% (including 0%)	Not applicable	No response	13%	34%
School mental health programme	No response	Less than 5% (including 0%)	Not applicable	No response	60%	55%
Inclusive schooling for children with special needs	Not included in round 1	Not included in round 2	5-25%	Do not know	55%	48%
Suicide prevention programme	No response	Less than 5% (including 0%)	Not applicable	No response	38%	45%
Substance use prevention and management programs	No response	Less than 5% (including 0%)	Not applicable	No response	22%	46%
Alcohol prevention and management programs	No response	Not included in round 2	Not applicable	No response	13%	51%
Critical harm reduction services	No response	Less than 5% (including 0%)	Not applicable	No response	33%	50%

### Care for older people

	Not applicable	Not applicable	Not applicable		Regional comparison	Global comparison
				Level of disruption May-Oct 2021 compared to Q1 2021		% of countries
Health and social care services in long-term care facilities	Not included in round 1	Not included in round 2	Not applicable	Still disrupted, better than Jan-March 2021	20%	50%
Health and social care services in the community	Not included in round 1	Not included in round 2	Not applicable	Still disrupted, better than Jan-March 2021	43%	59%
Provision of integrated health and social care services	Not included in round 1	Not included in round 2	Not applicable	Do not know	43%	51%
Screening and assessment of physical and mental capacities	Not included in round 1	Not included in round 2	Not applicable	No response	50%	62%

More than 50%

26 - 50%

5 - 25%

## Health system bottlenecks and priority needs to support delivery of COVID-19 essential tools

COVID-19 diagnostic and testing	Round 1 (May-Sept 2020)	Round 2 (Jan-March 2021)	Round 3 (Nov-Dec 2021)	Regional comparison	Global comparison
<b>Top three bottlenecks for potential scale up</b>					
				% of countries	
Lack of funding	Not included in round 1	Not included in round 2	✓	33%	51%
Health workforce challenges	Not included in round 1	Not included in round 2	-	33%	56%
Shortages in laboratory supplies and equipment	Not included in round 1	Not included in round 2	✓	33%	47%
Lack of distribution capacity	Not included in round 1	Not included in round 2	-	0%	11%
Lack of clear strategy, guidance or protocols	Not included in round 1	Not included in round 2	✓	22%	11%
Lack of data/information	Not included in round 1	Not included in round 2	-	22%	11%
Demand-side challenges	Not included in round 1	Not included in round 2	-	22%	22%
Other	Not included in round 1	Not included in round 2	Nothing additional		

### Top three technical assistance or support interventions needed to address bottlenecks?

	Round 1 (May-Sept 2020)	Round 2 (Jan-March 2021)	Round 3 (Nov-Dec 2021)	Regional comparison	Global comparison
% of countries					
<b>Financial planning support</b>	Not included in round 1	Not included in round 2	✓	33%	45%
Health worker recruitment, retention and training	Not included in round 1	Not included in round 2	-	22%	49%
Operational guidance and protocols for supply chain management	Not included in round 1	Not included in round 2	✓	22%	16%
Surge procurement of COVID-19 laboratory supplies and equipment	Not included in round 1	Not included in round 2	-	0%	36%
Guidance on developing national policies, strategies, or plans for scale up	Not included in round 1	Not included in round 2	✓	44%	16%
Rapid tools or guidance to assess and monitor gaps and health system absorption capacities	Not included in round 1	Not included in round 2	-	44%	20%
Risk communication and community engagement strategies	Not included in round 1	Not included in round 2	-	33%	27%
Other	Not included in round 1	Not included in round 2	-		



<b>COVID-19 case management</b>	<b>Round 1</b> (May-Sept 2020)	<b>Round 2</b> (Jan-March 2021)	<b>Round 3</b> (Nov-Dec 2021)	<b>Regional comparison</b>	<b>Global comparison</b>
<b>Top three bottlenecks for potential scale up</b>					
				% of countries	
Lack of funding	Not included in round 1	Not included in round 2	✓	22%	41%
Health workforce challenges	Not included in round 1	Not included in round 2	-	22%	64%
Shortages in COVID-19 therapeutics and equipment	Not included in round 1	Not included in round 2	✓	44%	41%
Lack of distribution capacity	Not included in round 1	Not included in round 2	-	0%	16%
Lack of clear strategy, guidance or protocols	Not included in round 1	Not included in round 2	✓	22%	11%
Lack of data/information	Not included in round 1	Not included in round 2	-	33%	17%
Demand-side challenges	Not included in round 1	Not included in round 2	-	22%	18%
Other	Not included in round 1	Not included in round 2	Nothing additional		

<b>Top three technical assistance or support interventions needed to address bottlenecks?</b>				<b>Regional comparison</b>	<b>Global comparison</b>
				% of countries	
Financial planning support	Not included in round 1	Not included in round 2	✓	22%	35%
Health worker recruitment, retention and training	Not included in round 1	Not included in round 2	-	22%	61%
Operational guidance and protocols for supply chain management	Not included in round 1	Not included in round 2	✓	11%	13%
Surge procurement of COVID-19 related therapeutics and equipment	Not included in round 1	Not included in round 2	-	11%	45%
Guidance on developing national policies, strategies, or plans for scale up	Not included in round 1	Not included in round 2	✓	44%	24%
Rapid tools or guidance to assess and monitor gaps and health system absorption capacities	Not included in round 1	Not included in round 2	-	33%	19%
Risk communication and community engagement strategies	Not included in round 1	Not included in round 2	-	33%	19%
Other	Not included in round 1	Not included in round 2	Nothing additional		

<b>PPE distribution and use</b>	<b>Round 1</b> (May-Sept 2020)	<b>Round 2</b> (Jan-March 2021)	<b>Round 3</b> (Nov-Dec 2021)	<b>Regional comparison</b>	<b>Global comparison</b>
<b>Top three bottlenecks for potential scale up</b>					
				% of countries	
Lack of funding	Not included in round 1	Not included in round 2	-	0%	34%
Health workforce challenges	Not included in round 1	Not included in round 2	✓	56%	36%
Shortages in PPE	Not included in round 1	Not included in round 2	-	11%	34%
Lack of distribution capacity	Not included in round 1	Not included in round 2	-	11%	22%
Lack of clear strategy, guidance or protocols	Not included in round 1	Not included in round 2	✓	22%	11%
Lack of data/information	Not included in round 1	Not included in round 2	✓	56%	26%
Other	Not included in round 1	Not included in round 2	Nothing additional		

### Top three technical assistance or support interventions needed to address bottlenecks?

	Not included in round 1	Not included in round 2		% of countries	
Financial planning support	Not included in round 1	Not included in round 2	-	11%	28%
Health worker training on appropriate use of PPE	Not included in round 1	Not included in round 2	✓	44%	35%
Operational guidance and protocols for supply chain management	Not included in round 1	Not included in round 2	-	33%	26%
Surge procurement of PPE	Not included in round 1	Not included in round 2	-	11%	28%
Guidance on developing national policies, strategies, or plans for scale up	Not included in round 1	Not included in round 2	✓	22%	20%
Rapid tools or guidance to assess and monitor gaps and health system absorption capacities	Not included in round 1	Not included in round 2	✓	44%	31%
Other	Not included in round 1	Not included in round 2	Nothing additional		

### COVID-19 vaccination

Round 1  
(May-Sept 2020)

Round 2  
(Jan-March 2021)

Round 3  
(Nov-Dec 2021)

Regional comparison

Global comparison

#### Top three bottlenecks for potential scale up

	Not included in round 1	Not included in round 2		% of countries	
Lack of funding	Not included in round 1	Not included in round 2	✓	22%	28%
Health workforce challenges	Not included in round 1	Not included in round 2	-	0%	35%
Shortages in vaccines and equipment	Not included in round 1	Not included in round 2	✓	11%	18%
Lack of distribution capacity	Not included in round 1	Not included in round 2	-	22%	12%
Lack of clear strategy, guidance or protocols	Not included in round 1	Not included in round 2	-	11%	17%
Demand-side challenges	Not included in round 1	Not included in round 2	✓	44%	58%
Other	Not included in round 1	Not included in round 2	Nothing additional		

### Top three technical assistance or support interventions needed to address bottlenecks?

	Not included in round 1	Not included in round 2		% of countries	
Financial planning support	Not included in round 1	Not included in round 2	✓	11%	24%
Health worker recruitment, retention and training	Not included in round 1	Not included in round 2	-	0%	31%
Operational guidance and protocols for supply chain management	Not included in round 1	Not included in round 2	-	11%	7%
Procurement of vaccines	Not included in round 1	Not included in round 2	✓	22%	20%
Guidance on developing national policies, strategies, or plans for scale up	Not included in round 1	Not included in round 2	-	22%	17%
Rapid tools or guidance to assess and monitor gaps and health system absorption capacities	Not included in round 1	Not included in round 2	-	22%	26%
Risk communication and community engagement strategies	Not included in round 1	Not included in round 2	✓	44%	51%
Other	Not included in round 1	Not included in round 2	Nothing additional		

### Disruption to in-country supply chain system

Not included in round 1	Yes	Do not know

% of countries with disruption to in-country supply chain system

13%	46%
-----	-----

## Health system and services responsiveness

### National policies, plans and mechanisms to support continuity of essential health services (EHS)

	Round 1 (May-Sept 2020)	Round 2 (Jan-March 2021)	Round 3 (Nov-Dec 2021)	Regional comparison	Global comparison
				% of countries responding yes	
Country had defined national EHS package prior to COVID-19 pandemic	No response	Yes	Not included in round 3	Not available	
Government has defined EHS to be maintained during COVID-19	No response	Yes	Not included in round 3	Not available	
Country developed or revised a health system recovery plan to strengthen health service resilience and preparedness for future public health emergencies	Not included in round 1	Not included in round 2	Yes	78%	49%
Government has allocated additional funding to maintain EHS during COVID-19	No response	No	No	75%	73%
Government has allocated additional funding for longer-term recovery and/or health service resilience and preparedness	Not included in round 1	Not included in round 2	No	67%	70%
Sub-areas where investments have been made					
New facility infrastructure	Not included in round 1	Not included in round 2	N/A	75%	73%
Digital health technologies and infrastructure	Not included in round 1	Not included in round 2	N/A	75%	76%
Health workforce capacity strengthening	Not included in round 1	Not included in round 2	N/A	75%	87%
Access to medicines, supplies and other health products	Not included in round 1	Not included in round 2	N/A	100%	91%
Technologies and methods to support infodemic management	Not included in round 1	Not included in round 2	N/A	75%	69%

### Decision-making and/or development of policies and strategies for adapting and restoring essential health services during COVID-19

Central Ministry of Health	Not included in round 1	Not included in round 2	✓	89%	93%
Decentralized Health Authorities	Not included in round 1	Not included in round 2	✓	89%	48%
Individual facilities	Not included in round 1	Not included in round 2	×	22%	25%

## Information tracking

Regularly monitoring the continuity of EHS during COVID-19

Not included in round 1	No	Yes
Not included in round 1	N/A	No
Not included in round 1	Not included in round 2	No

If yes, does it include monitoring mitigation or recovery strategies

If yes, does it include monitoring of the long-term effects of essential health service disruptions

Existence of team dedicated to tracking and addressing the infodemic and health misinformation during COVID-19

Not included in round 1	No unit, but we have staff completing these tasks	Not yet, but planning on setting up a unit
Not included in round 1	Yes	Yes

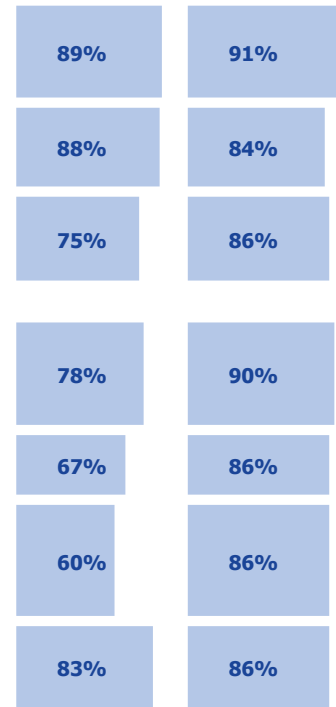
Collecting or collating data on comorbidities in COVID-19 patients

Collecting or collating patient-level data on post-COVID-19 condition and its sequelae

Produced one or more qualitative or quantitative analysis of health inequities during the COVID-19 pandemic

Not included in round 1	Not included in round 2	No
Not included in round 1	Not included in round 2	Do not know

% of countries



## Strategic changes to service delivery platform access

Primary care services

Not included in round 1	Not included in round 2	Limited
No response	Functioning as normal	Limited
No response	Functioning as normal	Limited
No response	Functioning as normal	Limited
No response	Functioning as normal	Limited
No response	Limited	Functioning as normal
No response	Functioning as normal	Limited

Outpatient services

Inpatient services

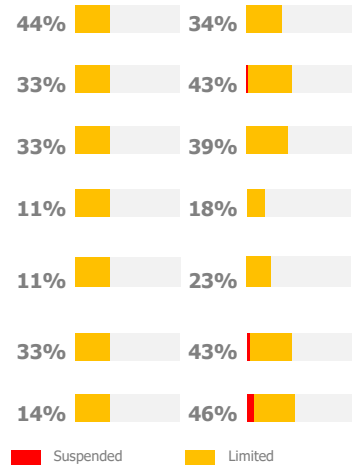
Emergency unit services

Prehospital emergency care services

Community-based care

Mobile clinics

% of countries



## Health system and services responsiveness (continued)

### Strategic changes to essential public health functions and

	Round 1 (May-Sept 2020)	Round 2 (Jan-March 2021)	Round 3 (Nov-Dec 2021)	Regional comparison % of countries	Global comparison % of countries
Health protection population-based activities	Not included in round 1	Functioning as normal	Limited	38%	35%
Health promotion population-based activities	Not included in round 1	Limited	Limited	56%	49%
Disease prevention population-based activities	Not included in round 1	Limited	Limited	56%	53%
Surveillance and response	Not included in round 1	Functioning as normal	Functioning as normal	11%	17%
Emergency preparedness and response	Not included in round 1	Functioning as normal	Functioning as normal	0%	13%
Communications and social mobilization activities for health	Not included in round 1	Functioning as normal	Functioning as normal	44%	36%
Public health research	Not included in round 1	Do not know	Functioning as normal	44%	44%

■ Suspended ■ Limited

### General Mitigation strategies and recovery measures

#### Service delivery modifications

	Round 1	Round 2	Round 3	Regional comparison % of countries	Global comparison % of countries
Expansion of facility hours	Not included in round 1	×	×	33%	27%
Provision of home-based care where appropriate	Not included in round 1	×	×	56%	59%
Telemedicine deployment to replace in-person consults	Not included in round 1	×	×	67%	51%
Use of self-care interventions where appropriate	Not included in round 1	×	×	56%	45%
Catch-up campaigns for missed appointments	Not included in round 1	×	×	67%	42%
Integration of several services into single visit	Not included in round 1	×	×	22%	43%
Redirection of patients to alternate care sites/reorientation of referral pathways	No response	×	✓	56%	49%

#### Health worker capacities and training

	Round 1	Round 2	Round 3	Regional comparison % of countries	Global comparison % of countries
Redistribution of health worker tasks and optimization of roles	No response	×	×	56%	71%
Rapid training mechanisms and job aids for key capacities and newly distributed tasks and roles	Not included in round 1	Not included in round 2	✓	78%	73%
Recruitment of additional staff	No response	×	×	44%	72%
Provision of mental health care and psychosocial support to health workers	Not included in round 1	Not included in round 2	×	56%	62%
Establishment of pathways for accelerated training and early certification of medical, nursing and other key staff	Not included in round 1	Not included in round 2	×	22%	21%
Paid sick leave, overtime pay, and/or hazard pay	Not included in round 1	Not included in round 2	×	56%	47%

### Access to medicines and health products

Novel approaches to renewing prescriptions and dispensing medications	Not included in round 1	Not included in round 2	×	43%	53%
Adaption of supply chain logistics and management processes	No response	×	×	57%	56%
Procurement of surge commodities (e.g. PPE, oxygen)	Not included in round 1	Not included in round 2	✓	100%	88%

### Community engagement and risk communication strategies

Community communications	No response	×	✓	89%	87%
Use of proactive governmental strategies to reach vulnerable groups	Not included in round 1	×	×	67%	64%
Use of existing networks or organizations (e.g. NGOs) to reach vulnerable groups	Not included in round 1	✓	×	78%	76%

### Health financing strategies

Removal of user fees or provision of subsidies for fees at point of use	No response	×	No response	67%	45%
Provision of cash transfers for vulnerable populations to access care	Not included in round 1	Not included in round 2	No response	50%	29%
Agreements with private health facilities to deliver essential health services supported through public funds	Not included in round 1	Not included in round 2	No response	17%	46%

### Mitigation strategies and recovery measures for sexual and reproductive health services

% of countries

#### Communication and information

Informing the community where, when and how to access SRH services	Not included in round 1	Not included in round 2	No response	50%	78%
Providing information to public about accurate and up-to-date educational materials on COVID-19 and SRH	Not included in round 1	Not included in round 2	No response	100%	81%
Informing and alerting all service providers about the heightened risk of domestic violence	Not included in round 1	Not included in round 2	No response	67%	53%

#### Access

Increasing availability of contraceptive methods and condoms that do not require direct supervision of health workers	Not included in round 1	Not included in round 2	No response	17%	55%
Enhancing identification and services for gender-based violence against women survivors	Not included in round 1	Not included in round 2	No response	50%	52%

### Alternative or adaptive measures

Relaxing requirements for prescriptions of SRH commodities	Not included in round 1	Not included in round 2	No response	0%	24%
Offering noninvasive medical methods for managing safe abortion	Not included in round 1	Not included in round 2	No response	17%	27%
Waiving restrictions to accessing SRH services	Not included in round 1	Not included in round 2	No response	33%	25%
Providing multi-month supplies of SRH commodities	Not included in round 1	Not included in round 2	No response	0%	55%
Using hotlines and/or telemedicine to minimize facility visits and provider-client contacts	Not included in round 1	Not included in round 2	No response	67%	60%
Adjusting forecasting for SRH commodities and supplies	Not included in round 1	Not included in round 2	No response	17%	38%
Reducing the cost of SRH services	Not included in round 1	Not included in round 2	No response	17%	25%
Implement task shifting/sharing for essential SRH services	Not included in round 1	Not included in round 2	No response	17%	31%

### Mitigation strategies and recovery measures for maternal and newborn health services

% of countries

#### Communication and information

Informing the community where, when and how to access MNH services	Not included in round 1	Not included in round 2	×	71%	78%
Promoting childbirth in health facilities irrespective of COVID-19	Not included in round 1	Not included in round 2	✓	100%	81%
Informing families and caregivers on how to cope with stress and sustain a nurturing environment at home	Not included in round 1	Not included in round 2	No response	67%	53%
Informing MNH CHWs on IPC measures	Not included in round 1	Not included in round 2	✓	86%	80%

#### Access

Scheduling of ANC visits in advance	Not included in round 1	Not included in round 2	×	57%	69%
Scheduling of PNC visits in advance	Not included in round 1	Not included in round 2	×	43%	62%
Task shifting of non-clinical ANC interventions to community level	Not included in round 1	Not included in round 2	×	0%	22%
Tasking shifting of non-clinical PNC interventions to community level	Not included in round 1	Not included in round 2	×	0%	21%
Modifying (temporarily) MNH referral system	Not included in round 1	Not included in round 2	×	29%	31%

### Alternative or adaptive measures

Offering multi-month prescriptions, micronutrient supplements, etc. during ANC or PNC	Not included in round 1	Not included in round 2	×	29%	47%
Early discharge after normal delivery	Not included in round 1	Not included in round 2	×	14%	46%
Early discharge of stable high-risk newborns	Not included in round 1	Not included in round 2	×	0%	17%
Continuity of labour companion	Not included in round 1	Not included in round 2	×	43%	39%
Enhanced maternal mental health screening and counselling in maternal health services	Not included in round 1	Not included in round 2	×	57%	38%
Using digital platforms for ANC or PNC counseling and screening to minimize facility visits	Not included in round 1	Not included in round 2	×	71%	42%

### Mitigation strategies and recovery measures for child and adolescent health services

% of countries

#### Communication and information

Informing the community where, when and how to access sick and well child services	Not included in round 1	Not included in round 2	×	71%	81%
Enhancing information to caregivers on child care	Not included in round 1	Not included in round 2	✓	57%	80%
Providing information on how to manage stress and sustain nurturing care in households during COVID-19	Not included in round 1	Not included in round 2	×	57%	58%
Informing adolescents where and how to access health services	Not included in round 1	Not included in round 2	×	57%	69%
Informing adolescents where and how to get support and care in case of violence	Not included in round 1	Not included in round 2	×	43%	53%
Informing health workers about the heightened risk to children and adolescents of violence, including sexual violence	Not included in round 1	Not included in round 2	×	43%	52%

#### Access

Enhancing provision of mental health and psychosocial support to caregivers of children and adolescents	Not included in round 1	Not included in round 2	×	57%	44%
Scheduling visits for child and/or adolescent services in advance	Not included in round 1	Not included in round 2	×	14%	44%
Enhance integrated outreach for delivery of vaccinations, growth monitoring, preventive and sick child services	Not included in round 1	Not included in round 2	✓	57%	60%
Offering multi-month prescriptions for children and adolescents with conditions that require chronic care	Not included in round 1	Not included in round 2	×	29%	40%



### Alternative or adaptive measures

Using digital platforms for counselling, screening and follow-up after illness on matters related to child health

Not included in round 1	Not included in round 2	×
-------------------------	-------------------------	---



Shifting services for sick children and/or adolescents

Not included in round 1	Not included in round 2	×
-------------------------	-------------------------	---



Establishing hotlines and/or telemedicine for individual counselling of adolescents

Not included in round 1	Not included in round 2	×
-------------------------	-------------------------	---



Engaging community groups and youth networks to extend the provision of health information and services to adolescents

Not included in round 1	Not included in round 2	×
-------------------------	-------------------------	---



% of countries

### Mitigation strategies and recovery measures for nutrition services

#### Alternative or adaptive measures

Providing/prescribing nutrition drugs and supplies for multi-month

Not included in round 1	Not included in round 2	✓
-------------------------	-------------------------	---




Making use of alternative delivery channels for nutrition services

Not included in round 1	Not included in round 2	×
-------------------------	-------------------------	---



Reducing the frequency of routine nutrition services, including screening for severe wasting

Not included in round 1	Not included in round 2	✓
-------------------------	-------------------------	---



Bundling nutrition services with other nutrition or health services

Not included in round 1	Not included in round 2	✓
-------------------------	-------------------------	---



Prioritizing key nutrition interventions

Not included in round 1	Not included in round 2	×
-------------------------	-------------------------	---



Task shifting for essential nutrition services

Not included in round 1	Not included in round 2	×
-------------------------	-------------------------	---



Postponing of some nutrition services

Not included in round 1	Not included in round 2	✓
-------------------------	-------------------------	---



% of countries

### Mitigation strategies and recovery measures for care for older people

#### Communication and information

Inform older people, their households and caregivers, regarding where, when and how to access health and LTC services

Not included in round 1	Not included in round 2	No response
-------------------------	-------------------------	-------------



Inform older people, their households and caregivers on IPC measures

Not included in round 1	Not included in round 2	No response
-------------------------	-------------------------	-------------



Inform older people, their households and caregivers on the importance of promoting physical and mental health

Not included in round 1	Not included in round 2	No response
-------------------------	-------------------------	-------------



Inform older people, their households and their caregivers, on where and how to report and get help in the case of elder abuse

Not included in round 1	Not included in round 2	No response
-------------------------	-------------------------	-------------



Inform health workers about the heightened risk of elder abuse

Not included in round 1	Not included in round 2	No response
-------------------------	-------------------------	-------------



Ensure accessible information and different communication strategies for older people with impairments

Not included in round 1	Not included in round 2	No response
-------------------------	-------------------------	-------------



Establish hotlines for older people and caregivers to provide targeted information for older people

Not included in round 1	Not included in round 2	No response
-------------------------	-------------------------	-------------



Provide accurate accessible information of COVID-19 vaccines and access to COVID-19 vaccines according to national vaccine policies

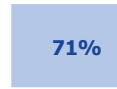
Not included in round 1	Not included in round 2	No response
-------------------------	-------------------------	-------------



### Access

Use telemedicine and/or home outreach proactively to minimize health facility visits and schedule visits in advance

Not included in round 1	Not included in round 2	No response
-------------------------	-------------------------	-------------



Offer multi-month prescriptions for older adults who have underlying health conditions

Not included in round 1	Not included in round 2	No response
-------------------------	-------------------------	-------------



Establish mechanisms for medication delivery for older adults who have underlying health conditions

Not included in round 1	Not included in round 2	No response
-------------------------	-------------------------	-------------



Facilitate access to rehabilitation services

Not included in round 1	Not included in round 2	No response
-------------------------	-------------------------	-------------



### Alternative or adaptive measures


Engaging community groups and networks to extend the provision of health information and services to older people

Not included in round 1	Not included in round 2	No response
-------------------------	-------------------------	-------------



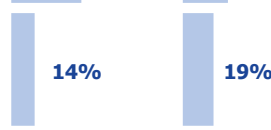
Introduce (if doesn't exist) psychosocial support for older people, for those socially isolated and with grief and loss

Not included in round 1	Not included in round 2	No response
-------------------------	-------------------------	-------------



For older people who are care dependent, develop an alternative plan in case the primary caregiver is unavailable, and identify an alternative caregiver and/or alternative facility

Not included in round 1	Not included in round 2	No response
-------------------------	-------------------------	-------------



Provide education and training for caregivers at home and long-term care facilities on IPC measures and how to continue providing care safely

Not included in round 1	Not included in round 2	No response
-------------------------	-------------------------	-------------



Establish and enhance the mechanism for relieving the burden on caregivers, including providing psychological support using digital platforms and respite care

Not included in round 1	Not included in round 2	No response
-------------------------	-------------------------	-------------



## Priority needs and technical assistance requirements from WHO

### Request

Strengthening the management of health service delivery at all levels, especially at district and community level

## In-depth profiles: Immunization

During the previous 6 months, which of the following routine immunization services have been disrupted due to COVID-19 vaccination?

% of countries

### Facility-based immunization services for:



Has the increased demand for vaccination resources had a negative impact on routine immunization services?

% of countries




Disruption to demand for routine immunization services as a result of COVID-19 and associated epidemic prevention measures:

Disruptions to demand for immunization, but less disruptions than in Jan-March 2021

What kind of catch-up activities is the country implementing, or planning to implement before the end of 2021?

% of countries



<b>Round 3 survey sections</b>	<b>Key informant</b>	<b>Key informant position</b>	<b>Key informant organisation</b>
Continuity of essential health services module	Marina Madeo	Health Policy Advisor UHC	WHO
Sexual, reproductive, maternal, newborn, child and adolescent health	Al-umra	RMNCAH focal person	WHO
Nutrition	Abdulmunim Mohamed	Nutrition Focal Point	WHO
Immunization	Dr Al-umra : Dr Farid	EPI MO	WHO
Human immunodeficiency virus and hepatitis	Rogers Busulwa	Medical Officer HIV/AIDS	WHO
Tuberculosis	Sindani Ireneaus Sebit	Medical Officer	WHO
Malaria	Jamal Amran	Malaria & NTD Medical officer	WHO
Neglected tropical diseases	Jamal Amran	Malaria & NTD Medical Officer	WHO
Mental health, neurology and substance use disorders	Zeynab Noor ( MOH) & Mohamed Ibrahim ( WHO)	Mental Health Manager (MOH) - Mental Health Consultant (WHO)	MOH-WHO
Care for older people	Marina Madeo	Health Policy Adviser UHC	WHO