

Table of contents

1. Overview and background
2. Summary
3. Disruptions across service delivery settings and platforms
5. Disruptions to tracer services
8. Health system bottlenecks and priority needs to support delivery of essential COVID-19 tools
11. Health system and services responsiveness
18. Priority needs and technical assistance requirements from WHO
19. In-depth profiles: Immunization
20. Key informant details

Overview

This profile presents findings from the WHO national pulse survey on continuity of essential health services during the COVID-19 pandemic.

Background

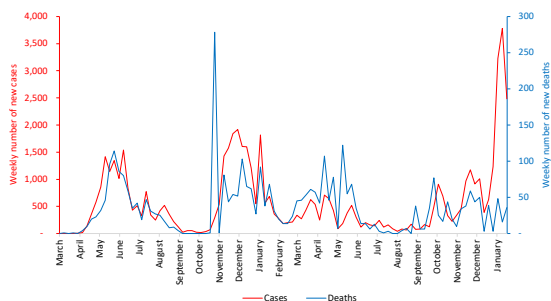
Region	EMR	Income Group	Low income	Life Expectancy (years)	69.2
Population	43,849,260	GDP (USD per capita)	\$1,103.0	Population 60 and over (%)	5.7%

Survey participation

Round 1 surveys	Submission Date	Round 3 survey sections	Submission Date
Essential Health Services	Did not participate	Continuity of essential health services module	Did not participate
Noncommunicable diseases	14-May-20	Sexual, reproductive, maternal, newborn, child and adolescent health	Did not participate
Mental, neurological, and substance use disorders	6-Jul-20	Nutrition	Did not participate
		Immunization	Did not participate
		Human immunodeficiency virus and hepatitis	Did not participate
Round 2 survey sections			
Health system functions	16-Mar-21	Tuberculosis	Did not participate
Reproductive, maternal, newborn, child and adolescent health and nutrition	4-Mar-21	Malaria	Did not participate
Immunization	17-Mar-21	Neglected tropical diseases	Did not participate
Human immunodeficiency virus and hepatitis	10-Mar-21	Mental health, neurology and substance use disorders	1-Dec-21
Tuberculosis	10-Mar-21	Care for older people	Did not participate
Malaria	9-Mar-21		
Neglected tropical diseases	10-Mar-21		
Noncommunicable diseases	11-Mar-21		
Mental, neurological, and substance use disorders	10-Mar-21		

Transmissibility timeline

Weekly number of new COVID-19 cases and deaths



	Cases	Deaths
Peak	3,781	278
Peak date	2022-01-16	2020-11-01
Latest	2,482	36
Proportion	66%	13%

Summary of disruptions

Sudan

	Round 1 (May-Sept 2020)	Round 2 (Jan-March 2021)	Round 3 (Nov-Dec 2021)	Trend over three rounds
Percentage of essential health services disrupted	75%	80%	100%	
Number of essential health services disrupted	6 out of 8 services	35 out of 44 services	7 out of 7 services	

Regional comparison (round 3)

Global comparison (round 3)

Average% of services disrupted



Denominator excludes services that were not reported on and services for which Not applicable and Do not know responses were submitted

Level of service disruption by service group

	Round 1 (May-Sept 2020)	Round 2 (Jan-March 2021)	Round 3 (Nov-Dec 2021)
Primary care	Not applicable	Some services disrupted	Not applicable
Emergency, critical, and operative care	Not applicable	All services disrupted	Not applicable
Rehabilitative and palliative services	Not applicable	All services disrupted	Not applicable
Community care	Not included in round 1	Not included in round 2	Not applicable
Hospital inpatient services	Not included in round 1	Not included in round 2	Not applicable
Appointments with specialists	Not included in round 1	Not included in round 2	Not applicable
Sexual, reproductive, maternal, newborn, child and adolescent health	Not applicable	Some services disrupted	Not applicable
Nutrition	Not applicable	All services disrupted	Not applicable
Immunization	Not applicable	No services disrupted	Not applicable
Communicable disease	Not applicable	Some services disrupted	Not applicable
Neglected Tropical Diseases	Not applicable	All services disrupted	Not applicable
Cancer services	All services disrupted	Not applicable	Not applicable
Mental, neurological, and substance use (MNS) disorders	Some services disrupted	All services disrupted	All services disrupted
Care for older people	Not included in round 1	Not included in round 2	Not applicable

Disruptions across service delivery settings and platforms

	Round 1 (May-Sept 2020)	Round 2 (Jan-March 2021)	Round 3 (Nov-Dec 2021)		Regional comparison	Global comparison
Primary care	Not included in round 1	Some services disrupted	Not applicable	Level of disruption May-Oct 2021 compared to Q1 2021		% of countries
Routine scheduled visits	Not included in round 1	26-50%	No response	No response	50%	57%
Visits for undifferentiated symptoms	Not included in round 1	26-50%	No response	No response	57%	58%
Prescription renewals for chronic medications	Not included in round 1	Less than 5% (including 0%)	No response	No response	29%	43%
	Round 1 (May-Sept 2020)	Round 2 (Jan-March 2021)	Round 3 (Nov-Dec 2021)	Level of disruption May-Oct 2021 compared to Q1 2021		% of countries
Emergency, critical and operative care	Not applicable	All services disrupted	Not applicable			
Ambulance services at the scene	Not included in round 1	5-25%	No response	No response	29%	36%
24-hour emergency room/unit services	No response	5-25%	No response	No response	29%	32%
Elective surgeries	Not included in round 1	26-50%	No response	No response	33%	59%
Emergency surgeries	No response	26-50%	No response	No response	0%	23%

More than 50% 26 - 50% 5 - 25%

































Trends in the backlogs in the previous 6 months:

	Round 1 (May-Sept 2020)	Round 2 (Jan-March 2021)	Round 3 (Nov-Dec 2021)	Regional comparison	Global comparison
Elective surgeries and procedures	Not included in round 1	Do not know	No response	67%	40%
Appointments with specialists (outpatient)	Not included in round 1	Not included in round 2	No response	100%	49%
Screening, diagnosis and treatment of cancers	Not included in round 1	Not included in round 2	No response	50%	40%
Screening, diagnosis and treatment of NCDs	Not included in round 1	Not included in round 2	No response	17%	44%
Rehabilitation services	Not included in round 1	Not included in round 2	No response	33%	44%

Disruptions across service delivery channels (continued)

	Round 1 (May-Sept 2020)	Round 2 (Jan-March 2021)	Round 3 (Nov-Dec 2021)		Regional comparison	Global comparison
Rehabilitative, palliative and long-term care	Not applicable	All services disrupted	Not applicable	Level of disruption May-Oct 2021 compared to Q1 2021		
					% of countries	
Rehabilitation services	No response	5-25%	No response	No response	43%	52%
Palliative services	No response	5-25%	No response	No response	25%	44%
					% of countries	
Community care	Round 1 (May-Sept 2020)	Round 2 (Jan-March 2021)	Round 3 (Nov-Dec 2021)	Level of disruption May-Oct 2021 compared to Q1 2021	Regional comparison	Global comparison
	Not included in round 1	Not included in round 2	Not applicable			
					% of countries	
Outreach services	Not included in round 1	Not included in round 2	No response	No response	57%	57%
Health post and home visits by CHWs	Not included in round 1	Not included in round 2	No response	No response	50%	52%
					% of countries	
Other				Level of disruption May-Oct 2021 compared to Q1 2021		
					% of countries	
Hospital inpatient services	Not included in round 1	Not included in round 2	No response	No response	50%	46%
Appointments with specialists	Not included in round 1	Not included in round 2	No response	No response	50%	58%

Disruptions to tracer services

	Round 1 (May-Sept 2020)	Round 2 (Jan-March 2021)	Round 3 (Nov-Dec 2021)	Level of disruption May-Oct 2021 compared to Q1 2021	% of countries
Sexual, reproductive, maternal, newborn, child and adolescent health					
	Not applicable	Some services disrupted	Not applicable		
Family planning and contraception	No response	Less than 5% (including 0%)	No response	No response	20%  38% 
Safe abortion	Not included in round 1	Not included in round 2	No response	No response	0%  25% 
Post-abortion care services	Not included in round 1	Not included in round 2	No response	No response	0%  21% 
Safe abortion and post-abortion care	Not included in round 1	Do not know	Not included in round 3	Not available	
Fertility care/infertility services	Not included in round 1	Not included in round 2	No response	No response	0%  27% 
Identification and care for intimate partner violence	Not included in round 1	Not included in round 2	No response	No response	25%  33% 
Response to sexual violence (post-rape care)	Not included in round 1	Not included in round 2	No response	No response	33%  32% 
Intimate partner and sexual violence prevention and response	Not included in round 1	Do not know	Not included in round 3	Not available	
Antenatal care	No response	5-25%	No response	No response	29%  34% 
Facility-based births	Not included in round 1	Not included in round 2	No response	No response	29%  26% 
Postnatal care for women and newborns	Not included in round 1	Not included in round 2	No response	No response	29%  29% 
Neonatal intensive care unit (NICU) services	Not included in round 1	Not included in round 2	No response	No response	14%  22% 
Sick child services	No response		No response	No response	29%  32% 
Well-child visits	Not included in round 1	Not included in round 2	No response	No response	29%  46% 
Adolescent and youth friendly services	Not included in round 1	Not included in round 2	No response	No response	50%  48% 
Nutrition					
	Not applicable	All services disrupted	Not applicable	Level of disruption May-Oct 2021 compared to Q1 2021	% of countries
Counselling on infant and young-child feeding	Not included in round 1	Not included in round 2	No response	No response	33%  55% 
Screening for and/or management of moderate and severe wasting	No response	5-25%	No response	No response	67%  57% 
Distribution of high dose vitamin A supplementation	Not included in round 1	Not included in round 2	No response	No response	0%  48% 

Disruptions to tracer services (continued)

Immunization

Routine facility-based immunization services

Routine outreach immunization services

Communicable diseases

HIV prevention services

HIV testing services

Continuation of established ARV treatment

Initiation of new ARV treatment

Hepatitis B and C diagnosis and treatment

TB case detection and treatment

Malaria diagnosis and treatment

Campaigns for distribution of insecticide treated nets (ITN)

Malaria prevention campaigns: indoor residual spraying (IRS)

Malaria prevention campaigns: seasonal malaria chemoprevention (SMC)

Malaria surveillance

Neglected Tropical Diseases

Diagnosis, treatment and care for NTDs

Large scale preventive chemotherapy campaigns for NTDs

Community awareness and health education campaigns for NTDs

Support for self-care, rehabilitation and psychosocial services for patients with chronic NTDs

Prescriptions for NTD medicines

Surgical procedures for NTDs

	Round 1 (May-Sept 2020)	Round 2 (Jan-March 2021)	Round 3 (May-Oct 2021)		Regional comparison	Global comparison
Immunization	Not applicable	No services disrupted	Not applicable	Level of disruption May-Oct 2021 compared to Q1 2021		% of countries
Routine facility-based immunization services	No response	Less than 5% (including 0%)	No response	No response	38%	48%
Routine outreach immunization services	No response	Less than 5% (including 0%)	No response	No response	38%	49%
Communicable diseases	Not applicable	Some services disrupted	Not applicable	Level of disruption May-Oct 2021 compared to Q1 2021		% of countries
HIV prevention services	No response	Less than 5% (including 0%)	No response	No response	60%	48%
HIV testing services	No response	26-50%	No response	No response	43%	49%
Continuation of established ARV treatment	No response	Less than 5% (including 0%)	No response	No response	0%	20%
Initiation of new ARV treatment	No response	5-25%	No response	No response	0%	31%
Hepatitis B and C diagnosis and treatment	No response	Not applicable	No response	No response	25%	48%
TB case detection and treatment	No response	5-25%	No response	No response	17%	49%
Malaria diagnosis and treatment	No response	5-25%	No response	No response	0%	27%
Campaigns for distribution of insecticide treated nets (ITN)	No response	5-25%	No response	No response	0%	36%
Malaria prevention campaigns: indoor residual spraying (IRS)	No response	Less than 5% (including 0%)	No response	No response	0%	23%
Malaria prevention campaigns: seasonal malaria chemoprevention (SMC)	No response	Not applicable	No response	No response	0%	30%
Malaria surveillance	Not included in round 1	Not included in round 2	No response	No response	0%	38%
Neglected Tropical Diseases	Not applicable	All services disrupted	Not applicable	Level of disruption May-Oct 2021 compared to Q1 2021		% of countries
Diagnosis, treatment and care for NTDs	Not included in round 1	5-25%	No response	No response	40%	48%
Large scale preventive chemotherapy campaigns for NTDs	Not included in round 1	More than 50%	No response	No response	25%	52%
Community awareness and health education campaigns for NTDs	Not included in round 1	More than 50%	No response	No response	60%	55%
Support for self-care, rehabilitation and psychosocial services for patients with chronic NTDs	Not included in round 1	More than 50%	No response	No response	25%	41%
Prescriptions for NTD medicines	Not included in round 1	5-25%	No response	No response	40%	32%
Surgical procedures for NTDs	Not included in round 1	Not applicable	No response	No response	50%	44%

More than 50%

26 - 50%

5 - 25%

Disruptions to tracer services (continued)

Cancer services

	Round 1 (May-Sept 2020)	Round 2 (Jan-March 2021)	Round 3 (Nov-Dec 2021)		Regional comparison	Global comparison
	All services disrupted	Not applicable	Not applicable	Level of disruption May-Oct 2021 compared to Q1 2021		% of countries
Cancer screening	Not included in round 1	Not applicable	No response	No response	40%	51%
Cancer treatment	5-50%	Do not know	No response	No response	20%	39%

Mental, neurological, and substance use (MNS) disorders

	Round 1 (May-Sept 2020)	Round 2 (Jan-March 2021)	Round 3 (Nov-Dec 2021)		Regional comparison	Global comparison
	Some services disrupted	All services disrupted	All services disrupted	Level of disruption May-Oct 2021 compared to Q1 2021		% of countries
Management of emergency of MNS manifestations	Less than 5% (including 0%)	26-50%	More than 50%	Still disrupted, better than Jan-March 2021	29%	30%
Psychotherapy/counselling/psychosocial interventions for MNS disorders	5-50%	Do not know	26-50%	Still disrupted, better than Jan-March 2021	57%	48%
Availability of psychotropic medicines for management of MNS disorders	5-50%	26-50%	5-25%	Still disrupted, no change from Jan-March 2021	31%	37%
Services for children and adolescents with mental health conditions or disabilities	No response	Not applicable	5-25%	Still disrupted, no change from Jan-March 2021	33%	39%
Services for older adults with mental health conditions or disabilities, including dementia	No response	26-50%	26-50%	Still disrupted, no change from Jan-March 2021	43%	44%
Neuroimaging and neurophysiology	Not included in round 1	Do not know	Do not know	No response	13%	34%
School mental health programme	More than 50%	No response	26-50%	Still disrupted, no change from Jan-March 2021	60%	55%
Inclusive schooling for children with special needs	Not included in round 1	Not included in round 2	26-50%	Still disrupted, no change from Jan-March 2021	55%	48%
Suicide prevention programme	Less than 5% (including 0%)	Not applicable	Not applicable	No response	38%	45%
Substance use prevention and management programs	More than 50%	Not applicable	Not applicable	No response	22%	46%
Alcohol prevention and management programs	No response	Not included in round 2	Not applicable	No response	13%	51%
Critical harm reduction services	More than 50%	Not applicable	Not applicable	No response	33%	50%

Care for older people

	Round 1 (May-Sept 2020)	Round 2 (Jan-March 2021)	Round 3 (Nov-Dec 2021)		Regional comparison	Global comparison
	Not applicable	Not applicable	Not applicable	Level of disruption May-Oct 2021 compared to Q1 2021		% of countries
Health and social care services in long-term care facilities	Not included in round 1	Not included in round 2	No response	Still disrupted, better than Jan-March 2021	20%	50%
Health and social care services in the community	Not included in round 1	Not included in round 2	No response	Still disrupted, better than Jan-March 2021	43%	59%
Provision of integrated health and social care services	Not included in round 1	Not included in round 2	No response	Still disrupted, no change from Jan-March 2021	43%	51%
Screening and assessment of physical and mental capacities	Not included in round 1	Not included in round 2	No response	Still disrupted, no change from Jan-March 2021	50%	62%

More than 50%

26 - 50%

5 - 25%

Health system bottlenecks and priority needs to support delivery of COVID-19 essential tools

COVID-19 diagnostic and testing	Round 1 (May-Sept 2020)	Round 2 (Jan-March 2021)	Round 3 (Nov-Dec 2021)	Regional comparison	Global comparison
Top three bottlenecks for potential scale up					
				% of countries	
Lack of funding	Not included in round 1	Not included in round 2	No response	33%	51%
Health workforce challenges	Not included in round 1	Not included in round 2	No response	33%	56%
Shortages in laboratory supplies and equipment	Not included in round 1	Not included in round 2	No response	33%	47%
Lack of distribution capacity	Not included in round 1	Not included in round 2	No response	0%	11%
Lack of clear strategy, guidance or protocols	Not included in round 1	Not included in round 2	No response	22%	11%
Lack of data/information	Not included in round 1	Not included in round 2	No response	22%	11%
Demand-side challenges	Not included in round 1	Not included in round 2	No response	22%	22%
Other	Not included in round 1	Not included in round 2	Nothing additional		

Top three technical assistance or support interventions needed to address bottlenecks?				% of countries	
Financial planning support	Not included in round 1	Not included in round 2	No response	33%	45%
Health worker recruitment, retention and training	Not included in round 1	Not included in round 2	No response	22%	49%
Operational guidance and protocols for supply chain management	Not included in round 1	Not included in round 2	No response	22%	16%
Surge procurement of COVID-19 laboratory supplies and equipment	Not included in round 1	Not included in round 2	No response	0%	36%
Guidance on developing national policies, strategies, or plans for scale up	Not included in round 1	Not included in round 2	No response	44%	16%
Rapid tools or guidance to assess and monitor gaps and health system absorption capacities	Not included in round 1	Not included in round 2	No response	44%	20%
Risk communication and community engagement strategies	Not included in round 1	Not included in round 2	No response	33%	27%
Other	Not included in round 1	Not included in round 2	-		

COVID-19 case management	Round 1 (May-Sept 2020)	Round 2 (Jan-March 2021)	Round 3 (Nov-Dec 2021)	Regional comparison	Global comparison
Top three bottlenecks for potential scale up					
				% of countries	
Lack of funding	Not included in round 1	Not included in round 2	No response	22%	41%
Health workforce challenges	Not included in round 1	Not included in round 2	No response	22%	64%
Shortages in COVID-19 therapeutics and equipment	Not included in round 1	Not included in round 2	No response	44%	41%
Lack of distribution capacity	Not included in round 1	Not included in round 2	No response	0%	16%
Lack of clear strategy, guidance or protocols	Not included in round 1	Not included in round 2	No response	22%	11%
Lack of data/information	Not included in round 1	Not included in round 2	No response	33%	17%
Demand-side challenges	Not included in round 1	Not included in round 2	No response	22%	18%
Other	Not included in round 1	Not included in round 2	Nothing additional		

Top three technical assistance or support interventions needed to address bottlenecks?				Regional comparison	Global comparison
				% of countries	
Financial planning support	Not included in round 1	Not included in round 2	No response	22%	35%
Health worker recruitment, retention and training	Not included in round 1	Not included in round 2	No response	22%	61%
Operational guidance and protocols for supply chain management	Not included in round 1	Not included in round 2	No response	11%	13%
Surge procurement of COVID-19 related therapeutics and equipment	Not included in round 1	Not included in round 2	No response	11%	45%
Guidance on developing national policies, strategies, or plans for scale up	Not included in round 1	Not included in round 2	No response	44%	24%
Rapid tools or guidance to assess and monitor gaps and health system absorption capacities	Not included in round 1	Not included in round 2	No response	33%	19%
Risk communication and community engagement strategies	Not included in round 1	Not included in round 2	No response	33%	19%
Other	Not included in round 1	Not included in round 2	Nothing additional		

PPE distribution and use	Round 1 (May-Sept 2020)	Round 2 (Jan-March 2021)	Round 3 (Nov-Dec 2021)	Regional comparison	Global comparison
Top three bottlenecks for potential scale up					
				% of countries	
Lack of funding	Not included in round 1	Not included in round 2	No response	0%	34%
Health workforce challenges	Not included in round 1	Not included in round 2	No response	56%	36%
Shortages in PPE	Not included in round 1	Not included in round 2	No response	11%	34%
Lack of distribution capacity	Not included in round 1	Not included in round 2	No response	11%	22%
Lack of clear strategy, guidance or protocols	Not included in round 1	Not included in round 2	No response	22%	11%
Lack of data/information	Not included in round 1	Not included in round 2	No response	56%	26%
Other	Not included in round 1	Not included in round 2	Nothing additional		

Top three technical assistance or support interventions needed to address bottlenecks?

	Not included in round 1	Not included in round 2	No response	% of countries	
Financial planning support				11%	28%
Health worker training on appropriate use of PPE				44%	35%
Operational guidance and protocols for supply chain management				33%	26%
Surge procurement of PPE				11%	28%
Guidance on developing national policies, strategies, or plans for scale up				22%	20%
Rapid tools or guidance to assess and monitor gaps and health system absorption capacities				44%	31%
Other			Nothing additional		

COVID-19 vaccination

Round 1
(May-Sept 2020)

Round 2
(Jan-March 2021)

Round 3
(Nov-Dec 2021)

Regional comparison

Global comparison

Top three bottlenecks for potential scale up

	Not included in round 1	Not included in round 2	No response	% of countries	
Lack of funding				22%	28%
Health workforce challenges				0%	35%
Shortages in vaccines and equipment				11%	18%
Lack of distribution capacity				22%	12%
Lack of clear strategy, guidance or protocols				11%	17%
Demand-side challenges				44%	58%
Other			Nothing additional		

Top three technical assistance or support interventions needed to address bottlenecks?

	Not included in round 1	Not included in round 2	No response	% of countries	
Financial planning support				11%	24%
Health worker recruitment, retention and training				0%	31%
Operational guidance and protocols for supply chain management				11%	7%
Procurement of vaccines				22%	20%
Guidance on developing national policies, strategies, or plans for scale up				22%	17%
Rapid tools or guidance to assess and monitor gaps and health system absorption capacities				22%	26%
Risk communication and community engagement strategies				44%	51%
Other			Nothing additional		

Disruption to in-country supply chain system

Not included in round 1	Yes	No response
-------------------------	-----	-------------

% of countries with disruption to in-country supply chain system

13%	46%
-----	-----

Health system and services responsiveness

National policies, plans and mechanisms to support continuity of essential health services (EHS)

	Round 1 (May-Sept 2020)	Round 2 (Jan-March 2021)	Round 3 (Nov-Dec 2021)	Regional comparison	Global comparison
				% of countries responding yes	
Country had defined national EHS package prior to COVID-19 pandemic	No response	No	Not included in round 3	Not available	
Government has defined EHS to be maintained during COVID-19	No response	No	Not included in round 3	Not available	
Country developed or revised a health system recovery plan to strengthen health service resilience and preparedness for future public health emergencies	Not included in round 1	Not included in round 2	No response	78%	49%
Government has allocated additional funding to maintain EHS during COVID-19	No response	No	No response	75%	73%
Government has allocated additional funding for longer-term recovery and/or health service resilience and preparedness	Not included in round 1	Not included in round 2	No response	67%	70%
Sub-areas where investments have been made					
New facility infrastructure	Not included in round 1	Not included in round 2	No response	75%	73%
Digital health technologies and infrastructure	Not included in round 1	Not included in round 2	No response	75%	76%
Health workforce capacity strengthening	Not included in round 1	Not included in round 2	No response	75%	87%
Access to medicines, supplies and other health products	Not included in round 1	Not included in round 2	No response	100%	91%
Technologies and methods to support infodemic management	Not included in round 1	Not included in round 2	No response	75%	69%

Decision-making and/or development of policies and strategies for adapting and restoring essential health services during COVID-19

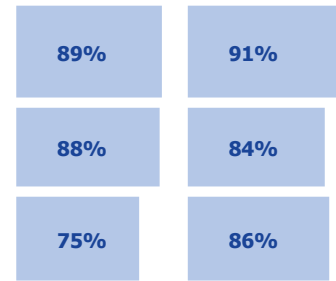
Central Ministry of Health	Not included in round 1	Not included in round 2	No response	89%	93%
Decentralized Health Authorities	Not included in round 1	Not included in round 2	No response	89%	48%
Individual facilities	Not included in round 1	Not included in round 2	No response	22%	25%

Information tracking

Regularly monitoring the continuity of EHS during COVID-19

Not included in round 1	Yes	No response
Not included in round 1	Yes	No response
Not included in round 1	Not included in round 2	No response

% of countries



Existence of team dedicated to tracking and addressing the infodemic and health misinformation during COVID-19

Not included in round 1	Yes, within Ministry of Health or equivalent	No response
-------------------------	--	-------------



Collecting or collating data on comorbidities in COVID-19 patients

Not included in round 1	No	No response
-------------------------	----	-------------



Collecting or collating patient-level data on post-COVID-19 condition and its sequelae

Not included in round 1	Not included in round 2	No response
-------------------------	-------------------------	-------------



Produced one or more qualitative or quantitative analysis of health inequities during the COVID-19 pandemic

Not included in round 1	Not included in round 2	No response
-------------------------	-------------------------	-------------



Strategic changes to service delivery platform access

Primary care services

Not included in round 1	Not included in round 2	No response
-------------------------	-------------------------	-------------



Outpatient services

No response	Functioning as normal	No response
-------------	-----------------------	-------------



Inpatient services

No response	Functioning as normal	No response
-------------	-----------------------	-------------



Emergency unit services

No response	Functioning as normal	No response
-------------	-----------------------	-------------



Prehospital emergency care services

No response	Functioning as normal	No response
-------------	-----------------------	-------------



Community-based care

No response	Functioning as normal	No response
-------------	-----------------------	-------------



Mobile clinics

No response	Functioning as normal	No response
-------------	-----------------------	-------------



■ Suspended ■ Limited

Health system and services responsiveness (continued)

Strategic changes to essential public health functions and	Round 1	Round 2	Round 3	Regional comparison	Global comparison
	(May-Sept 2020)	(Jan-March 2021)	(Nov-Dec 2021)	% of countries	
Health protection population-based activities	Not included in round 1	Functioning as normal	No response	38%	35%
Health promotion population-based activities	Not included in round 1	Functioning as normal	No response	56%	49%
Disease prevention population-based activities	Not included in round 1	Limited	No response	56%	53%
Surveillance and response	Not included in round 1	Functioning as normal	No response	11%	17%
Emergency preparedness and response	Not included in round 1	Functioning as normal	No response	0%	13%
Communications and social mobilization activities for health	Not included in round 1	Do not know	No response	44%	36%
Public health research	Not included in round 1	Functioning as normal	No response	44%	44%

■ Suspended ■ Limited

General Mitigation strategies and recovery measures

Service delivery modifications

	Round 1	Round 2	Round 3	Regional comparison	Global comparison
Expansion of facility hours	Not included in round 1	✓	No response	33%	27%
Provision of home-based care where appropriate	Not included in round 1	✓	No response	56%	59%
Telemedicine deployment to replace in-person consults	Not included in round 1	×	No response	67%	51%
Use of self-care interventions where appropriate	Not included in round 1	×	No response	56%	45%
Catch-up campaigns for missed appointments	Not included in round 1	✓	No response	67%	42%
Integration of several services into single visit	Not included in round 1	×	No response	22%	43%
Redirection of patients to alternate care sites/reorientation of referral pathways	No response	✓	No response	56%	49%

Health worker capacities and training

	Round 1	Round 2	Round 3	Regional comparison	Global comparison
Redistribution of health worker tasks and optimization of roles	No response	✓	No response	56%	71%
Rapid training mechanisms and job aids for key capacities and newly distributed tasks and roles	Not included in round 1	Not included in round 2	No response	78%	73%
Recruitment of additional staff	No response	✓	No response	44%	72%
Provision of mental health care and psychosocial support to health workers	Not included in round 1	Not included in round 2	No response	56%	62%
Establishment of pathways for accelerated training and early certification of medical, nursing and other key staff	Not included in round 1	Not included in round 2	No response	22%	21%
Paid sick leave, overtime pay, and/or hazard pay	Not included in round 1	Not included in round 2	No response	56%	47%

Access to medicines and health products

Novel approaches to renewing prescriptions and dispensing medications	Not included in round 1	Not included in round 2	No response	43%	53%
Adaption of supply chain logistics and management processes	No response	✓	No response	57%	56%
Procurement of surge commodities (e.g. PPE, oxygen)	Not included in round 1	Not included in round 2	No response	100%	88%

Community engagement and risk communication strategies

Community communications	No response	×	No response	89%	87%
Use of proactive governmental strategies to reach vulnerable groups	Not included in round 1	×	No response	67%	64%
Use of existing networks or organizations (e.g. NGOs) to reach vulnerable groups	Not included in round 1	✓	No response	78%	76%

Health financing strategies

Removal of user fees or provision of subsidies for fees at point of use	No response	×	No response	67%	45%
Provision of cash transfers for vulnerable populations to access care	Not included in round 1	Not included in round 2	No response	50%	29%
Agreements with private health facilities to deliver essential health services supported through public funds	Not included in round 1	Not included in round 2	No response	17%	46%

Mitigation strategies and recovery measures for sexual and reproductive health services

% of countries

Communication and information

Informing the community where, when and how to access SRH services	Not included in round 1	Not included in round 2	No response	50%	78%
Providing information to public about accurate and up-to-date educational materials on COVID-19 and SRH	Not included in round 1	Not included in round 2	No response	100%	81%
Informing and alerting all service providers about the heightened risk of domestic violence	Not included in round 1	Not included in round 2	No response	67%	53%

Access

Increasing availability of contraceptive methods and condoms that do not require direct supervision of health workers	Not included in round 1	Not included in round 2	No response	17%	55%
Enhancing identification and services for gender-based violence against women survivors	Not included in round 1	Not included in round 2	No response	50%	52%

Alternative or adaptive measures

Relaxing requirements for prescriptions of SRH commodities	Not included in round 1	Not included in round 2	No response	0%	24%
Offering noninvasive medical methods for managing safe abortion	Not included in round 1	Not included in round 2	No response	17%	27%
Waiving restrictions to accessing SRH services	Not included in round 1	Not included in round 2	No response	33%	25%
Providing multi-month supplies of SRH commodities	Not included in round 1	Not included in round 2	No response	0%	55%
Using hotlines and/or telemedicine to minimize facility visits and provider-client contacts	Not included in round 1	Not included in round 2	No response	67%	60%
Adjusting forecasting for SRH commodities and supplies	Not included in round 1	Not included in round 2	No response	17%	38%
Reducing the cost of SRH services	Not included in round 1	Not included in round 2	No response	17%	25%
Implement task shifting/sharing for essential SRH services	Not included in round 1	Not included in round 2	No response	17%	31%

Mitigation strategies and recovery measures for maternal and newborn health services

% of countries

Communication and information

Informing the community where, when and how to access MNH services	Not included in round 1	Not included in round 2	No response	71%	78%
Promoting childbirth in health facilities irrespective of COVID-19	Not included in round 1	Not included in round 2	No response	100%	81%
Informing families and caregivers on how to cope with stress and sustain a nurturing environment at home	Not included in round 1	Not included in round 2	No response	67%	53%
Informing MNH CHWs on IPC measures	Not included in round 1	Not included in round 2	No response	86%	80%

Access

Scheduling of ANC visits in advance	Not included in round 1	Not included in round 2	No response	57%	69%
Scheduling of PNC visits in advance	Not included in round 1	Not included in round 2	No response	43%	62%
Task shifting of non-clinical ANC interventions to community level	Not included in round 1	Not included in round 2	No response	0%	22%
Tasking shifting of non-clinical PNC interventions to community level	Not included in round 1	Not included in round 2	No response	0%	21%
Modifying (temporarily) MNH referral system	Not included in round 1	Not included in round 2	No response	29%	31%

Alternative or adaptive measures

Offering multi-month prescriptions, micronutrient supplements, etc. during ANC or PNC	Not included in round 1	Not included in round 2	No response	29%	47%
Early discharge after normal delivery	Not included in round 1	Not included in round 2	No response	14%	46%
Early discharge of stable high-risk newborns	Not included in round 1	Not included in round 2	No response	0%	17%
Continuity of labour companion	Not included in round 1	Not included in round 2	No response	43%	39%
Enhanced maternal mental health screening and counselling in maternal health services	Not included in round 1	Not included in round 2	No response	57%	38%
Using digital platforms for ANC or PNC counseling and screening to minimize facility visits	Not included in round 1	Not included in round 2	No response	71%	42%

Mitigation strategies and recovery measures for child and adolescent health services

% of countries

Communication and information

Informing the community where, when and how to access sick and well child services	Not included in round 1	Not included in round 2	No response	71%	81%
Enhancing information to caregivers on child care	Not included in round 1	Not included in round 2	No response	57%	80%
Providing information on how to manage stress and sustain nurturing care in households during COVID-19	Not included in round 1	Not included in round 2	No response	57%	58%
Informing adolescents where and how to access health services	Not included in round 1	Not included in round 2	No response	57%	69%
Informing adolescents where and how to get support and care in case of violence	Not included in round 1	Not included in round 2	No response	43%	53%
Informing health workers about the heightened risk to children and adolescents of violence, including sexual violence	Not included in round 1	Not included in round 2	No response	43%	52%


Access

Enhancing provision of mental health and psychosocial support to caregivers of children and adolescents	Not included in round 1	Not included in round 2	No response	57%	44%
Scheduling visits for child and/or adolescent services in advance	Not included in round 1	Not included in round 2	No response	14%	44%
Enhance integrated outreach for delivery of vaccinations, growth monitoring, preventive and sick child services	Not included in round 1	Not included in round 2	No response	57%	60%
Offering multi-month prescriptions for children and adolescents with conditions that require chronic care	Not included in round 1	Not included in round 2	No response	29%	40%

Alternative or adaptive measures

Using digital platforms for counselling, screening and follow-up after illness on matters related to child health

Not included in round 1	Not included in round 2	No response
-------------------------	-------------------------	-------------




Shifting services for sick children and/or adolescents

Not included in round 1	Not included in round 2	No response
-------------------------	-------------------------	-------------




Establishing hotlines and/or telemedicine for individual counselling of adolescents

Not included in round 1	Not included in round 2	No response
-------------------------	-------------------------	-------------



Engaging community groups and youth networks to extend the provision of health information and services to adolescents

Not included in round 1	Not included in round 2	No response
-------------------------	-------------------------	-------------



% of countries

Mitigation strategies and recovery measures for nutrition services

Alternative or adaptive measures

Providing/prescribing nutrition drugs and supplies for multi-month

Not included in round 1	Not included in round 2	No response
-------------------------	-------------------------	-------------




Making use of alternative delivery channels for nutrition services

Not included in round 1	Not included in round 2	No response
-------------------------	-------------------------	-------------



Reducing the frequency of routine nutrition services, including screening for severe wasting

Not included in round 1	Not included in round 2	No response
-------------------------	-------------------------	-------------



Bundling nutrition services with other nutrition or health services

Not included in round 1	Not included in round 2	No response
-------------------------	-------------------------	-------------



Prioritizing key nutrition interventions

Not included in round 1	Not included in round 2	No response
-------------------------	-------------------------	-------------



Task shifting for essential nutrition services

Not included in round 1	Not included in round 2	No response
-------------------------	-------------------------	-------------



Postponing of some nutrition services

Not included in round 1	Not included in round 2	No response
-------------------------	-------------------------	-------------



% of countries

Mitigation strategies and recovery measures for care for older people

Communication and information

Inform older people, their households and caregivers, regarding where, when and how to access health and LTC services

Not included in round 1	Not included in round 2	No response
-------------------------	-------------------------	-------------



Inform older people, their households and caregivers on IPC measures

Not included in round 1	Not included in round 2	No response
-------------------------	-------------------------	-------------



Inform older people, their households and caregivers on the importance of promoting physical and mental health

Not included in round 1	Not included in round 2	No response
-------------------------	-------------------------	-------------



Inform older people, their households and their caregivers, on where and how to report and get help in the case of elder abuse

Not included in round 1	Not included in round 2	No response
-------------------------	-------------------------	-------------



Inform health workers about the heightened risk of elder abuse

Not included in round 1	Not included in round 2	No response
-------------------------	-------------------------	-------------



Ensure accessible information and different communication strategies for older people with impairments

Not included in round 1	Not included in round 2	No response
-------------------------	-------------------------	-------------



Establish hotlines for older people and caregivers to provide targeted information for older people

Not included in round 1	Not included in round 2	No response
-------------------------	-------------------------	-------------



Provide accurate accessible information of COVID-19 vaccines and access to COVID-19 vaccines according to national vaccine policies

Not included in round 1	Not included in round 2	No response
-------------------------	-------------------------	-------------



Access

Use telemedicine and/or home outreach proactively to minimize health facility visits and schedule visits in advance

Not included in round 1	Not included in round 2	No response
-------------------------	-------------------------	-------------



Offer multi-month prescriptions for older adults who have underlying health conditions

Not included in round 1	Not included in round 2	No response
-------------------------	-------------------------	-------------



Establish mechanisms for medication delivery for older adults who have underlying health conditions

Not included in round 1	Not included in round 2	No response
-------------------------	-------------------------	-------------



Facilitate access to rehabilitation services

Not included in round 1	Not included in round 2	No response
-------------------------	-------------------------	-------------



Alternative or adaptive measures

Engaging community groups and networks to extend the provision of health information and services to older people

Not included in round 1	Not included in round 2	No response
-------------------------	-------------------------	-------------



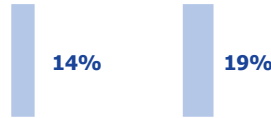
Introduce (if doesn't exist) psychosocial support for older people, for those socially isolated and with grief and loss

Not included in round 1	Not included in round 2	No response
-------------------------	-------------------------	-------------




For older people who are care dependent, develop an alternative plan in case the primary caregiver is unavailable, and identify an alternative caregiver and/or alternative facility

Not included in round 1	Not included in round 2	No response
-------------------------	-------------------------	-------------



Provide education and training for caregivers at home and long-term care facilities on IPC measures and how to continue providing care safely

Not included in round 1	Not included in round 2	No response
-------------------------	-------------------------	-------------



Establish and enhance the mechanism for relieving the burden on caregivers, including providing psychological support using digital platforms and respite care

Not included in round 1	Not included in round 2	No response
-------------------------	-------------------------	-------------



Priority needs and technical assistance requirements from WHO

Request

No request made

In-depth profiles: Immunization

During the previous 6 months, which of the following routine immunization services have been disrupted due to COVID-19 vaccination?

Facility-based immunization services for:

Infants/young children

School-aged children and adolescents

Pregnant women

Adults

Routine outreach immunization services

Round 3
(Nov-Dec 2021)

No response

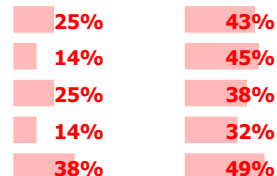
No response

No response

No response

No response

% of countries



Has the increased demand for vaccination resources had a negative impact on routine immunization services?

% of countries

No impact

Human resources

Needles or syringes

Safety boxed to dispose used syringes/needles

Cold chain equipment

Final disposal of injection wastage

Round 3
(Nov-Dec 2021)

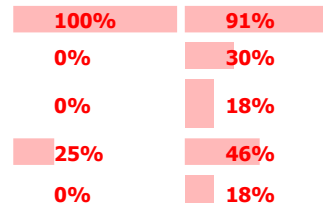
No response

No response

No response

No response

No response



Disruption to demand for routine immunization services as a result of COVID-19 and associated epidemic prevention measures:

No response

What kind of catch-up activities is the country implementing, or planning to implement before the end of 2021?

% of countries

Periodic intensification of routine immunization (PIRI)

Enhanced routine immunization (providing additional routine immunization sessions)

Demand promotion campaigns (not targeted to only children who missed a dose)

Targeted communication to families of children who have missed one or more doses

Mass vaccination campaigns (where children in the target age are vaccinated regardless of previous vaccination status)

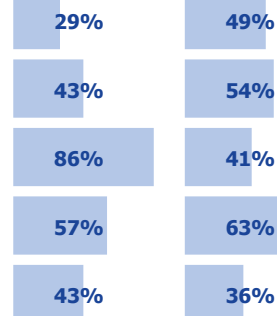
No response

No response

No response

No response

No response



Round 3 survey sections**Key informant****Key informant position****Key informant organisation**

Continuity of essential health services module

Sexual, reproductive, maternal, newborn, child and adolescent health

Nutrition

Immunization

Human immunodeficiency virus and hepatitis

Tuberculosis

Malaria

Neglected tropical diseases

Mental health, neurology and substance use disorders

Care for older people

Dr. Zienat Sanhori

National Mental Health Coordinator

Fedral Ministriy Of Health